


Introductory sub-table (I)(a)

Name of the Company CHANDNI TEXTILES ENGINEERING INDUSTRIES			
Scrip Code, Name of the scrip, class of security:			
Quarter ended: 30th June, 2015			
Partly paid-up shares:-			
	No. of partly paid-up shares	As a % of total no. of partly paid-up shares	As a % of total no. of shares of the company
Held by promoter/promoter group			
Held by public			
Total - D	NIL		
Outstanding convertible securities:			
	No. of outstanding securities	As a % of total no. of outstanding convertible securities	As a % of total no. of shares of the company, assuming full conversion of the convertible securities
Held by promoter/promoter group			
Held by public			
Total - E	NIL		
Warrants:-			
	No. of warrants	As a % of total no. of warrants	As a % of total no. of shares of the company, assuming full conversion of warrants
Held by promoter/promoter group			
Held by public			
Total - F	NIL		
Total paid-up capital of the company, assuming full conversion of warrants and convertible securities		161372630	



Statement Showing Shareholding Pattern


Category code	Category of Shareholder	Number of Shareholders	Table (I)(a)		Total shareholding as a percentage of total number of shares		Shares Pledged or otherwise encumbered	
			Total number of shares	Number of shares held in dematerialized form	As a percentage of (A+B) ¹	As a percentage of (A+B+C)	Number of shares	As a percentage
(I)	(II)	(III)	(IV)	(V)	(VI)	(VII)	(VIII)	(IX) = (VIII)/(IV)*100
(A)	Shareholding of Promoter and Promoter							
1	Indian						NA	NA
(a)	Individuals/ Hindu Undivided Family	0	0	0	0.00	0.00		
(b)	Central Government/ State Government(s)	0	0	0	0.00	0.00		
(c)	Bodies Corporate	1	4222110	4222110	2.62	2.62		
(d)	Financial Institutions/ Banks	0	0	0	0.00	0.00		
(e)	Any Others(Specify)	0	0	0	0.00	0.00		
(e-i)	Directors	2	69517175	69517175	43.08	43.08		
(e-ii)	Director Relatives	3	1295100	1295100	0.80	0.80		
(e-iii)	Person Acting in Concern	0	0	0	0.00	0.00		
	Sub Total(A)(1)	6	75034385	75034385	46.50	46.50	NA	NA
2	Foreign							
a	Individuals (Non-Residents Individuals/ Foreign Individuals)	0	0	0	0.00	0.00		
b	Bodies Corporate	0	0	0	0.00	0.00		
c	Institutions	0	0	0	0.00	0.00		
d	Qualified Foreign Investor	0	0	0	0.00	0.00		
e	Any Others(Specify)	0	0	0	0.00	0.00		
e-i		0	0	0	0.00	0.00		
e-ii		0	0	0	0.00	0.00		
	Sub Total(A)(2)	0	0	0	0.00	0.00		
	Total Shareholding of Promoter and	6	75034385	75034385	46.50	46.50	NA	NA
(B)	Public shareholding							
1	Institutions							
(a)	Mutual Funds/ UTI	0	0	0	0.00	0.00		
(b)	Financial Institutions/ Banks	1	4000	0	0.00	0.00		
(c)	Central Government/ State Government(s)	0	0	0	0.00	0.00		
(d)	Venture Capital Funds	0	0	0	0.00	0.00		
(e)	Insurance Companies	0	0	0	0.00	0.00		
(f)	Foreign Institutional Investors	0	0	0	0.00	0.00		
(g)	Foreign Venture Capital Investors	0	0	0	0.00	0.00		
(h)	Qualified Foreign Investor	0	0	0	0.00	0.00		
(i)	Any Other (specify)	0	0	0	0.00	0.00		
(i-i)		0	0	0	0.00	0.00		
(i-ii)		0	0	0	0.00	0.00		
	Sub-Total (B)(1)	1	4000	0	0.00	0.00	NA	NA
B 2	Non-institutions							
(a)	Bodies Corporate	102	46021689	45795689	28.52	28.52		
(b)	Individuals	0	0	0	0.00	0.00		
I	Individuals -i. Individual shareholders holding nominal share capital up to Rs 1 lakh	3473	11993237	9813887	7.43	7.43		
II	ii. Individual shareholders holding nominal share capital in excess of Rs. 1 lakh.	25	23148696	23148696	14.34	14.34		
(c)	Qualified Foreign Investor	0	0	0	0.00	0.00		
(d)	Any Other (specify)	0	0	0	0.00	0.00		
(d-i)	NRI (Repat & Non Repat)	9	15416	15416	0.01	0.01		
(d-ii)	OCB's	0	0	0	0.00	0.00		
(d-iii)	Trust	0	0	0	0.00	0.00		
(d-iv)	Hindu Undivided Family	88	5148557	5148557	3.19	3.19		
(d-v)	Employee	0	0	0	0.00	0.00		
(d-vi)	Clearing Members	4	6650	6650	0.00	0.00		
	Sub-Total (B)(2)	3701	86334245	83928895	53.50	53.50	NA	NA
(B)	Total Public Shareholding (B)= (B)(1)+(B)(2)	3702	86338245	83928895	53.50	53.50		
(C)	TOTAL (A)+(B)	3708	161372630	158963280	100.00	100.00	NA	NA
	Shares held by Custodians and against which Depository Receipts have been issued							
1	Promoter and Promoter Group	0	0	0	0.00	0.00		
2	Public	0	0	0	0.00	0.00		
	Sub-Total (C)	0	0	0	0.00	0.00	NA	NA
	GRAND TOTAL (A)+(B)+(C)	3708	161372630	158963280	100.00	100.00	NA	NA



(I)(b) Statement showing holding of securities (including shares, warrants, convertible securities) of persons belonging to the category "Promoter and Promoter Group"

Sr. No.	Name of the shareholder	Details of Shares held		Encumbered shares (*)			Details of warrants		Details of convertible securities		Total shares (including underlying shares assuming full conversion of warrants and convertible securities) as a % of diluted share capital
		Number of shares held	As a % of grand total (A)+(B)+(C)	No.	As a percentage	As a % of grand total (A)+(B)+(C) of sub-clause (I)(a)	Number of warrants held	As a % total number of warrants of the same class	Number of convertible securities held	As a % total number of convertible securities of the same class	
(i)	(ii)	(iii)	(iv)	(v)	(vi)=(v)/(iii)*100	(vii)	(viii)	(ix)	(x)	(xi)	(xii)
0	JAYESH RAMNIKLAL MEHTA	41920910	25.98	0	0.00	0.00	0	0	0	0	25.98
2	A. J. MEHTA	27596265	17.10	0	0.00	0.00	0	0	0	0	17.10
3	J. R. TEXMACHTRADE PVT. LTD.	4222110	2.62	0	0.00	0.00	0	0	0	0	2.62
4	PRERNA JAYESH MEHTA	670000	0.42	0	0.00	0.00	0	0	0	0	0.42
5	CHANDNI JAYESH MEHTA	625000	0.39	0	0.00	0.00	0	0	0	0	0.39
6	LATA PRAKASH VANKAWALA	100	0.00	0	0.00	0.00	0	0	0	0	0.00
TOTAL		75034385	46.50	0	0.00	0.00	0	0	0	0	46.50

(*) The term "encumbrance" has the same meaning as assigned to it in regulation 28(3) of the SAST Regulations, 2011




(I)(c)(i) Statement showing holding of securities (including shares, warrants, convertible securities) of persons belonging to the category "Public" and holding more than 1% of the total number of shares

Sr. No.	Name of the shareholder	Number of shares held	Shares as a percentage of total number of shares {i.e., Grand Total (A)+(B)+(C) indicated in Statement at para (I)(a) above}	Details of warrants		Details of convertible securities		Total shares (including underlying shares assuming full conversion of warrants and convertible securities) as a % of diluted share capital
				Number of warrants held	As a % total number of warrants of the same class	Number of convertible securities held	% w.r.t total number of convertible securities of the same class	
1	SATYAPRABHU INFRASTRUCTURE PRIVATE	27439394	17.00	0	0	0	0	17.00
2	MAHAVIRSINGH N CHAUHAN	6137915	3.80	0	0	0	0	3.80
3	JHAVERI TRADING AND INVESTMENT PVT	5153525	3.19	0	0	0	0	3.19
4	ADANI PROPERTIES PRIVATE LIMITED	4600000	2.85	0	0	0	0	2.85
5	SHEFALI D SHAH	4120000	2.55	0	0	0	0	2.55
6	DEEPAK R SHAH	2970340	1.84	0	0	0	0	1.84
7	CHAMPAKLAL JETHALAL SHAH	2599282	1.61	0	0	0	0	1.61
8	Aarav Financial Services Private Li	2400000	1.49	0	0	0	0	1.49
9	VENKATESH PRASHANTH .	2351840	1.46	0	0	0	0	1.46
10	PARAMOUNT CLUB LLP	1676858	1.04	0	0	0	0	1.04
TOTAL		59449154	36.84	0	0	0	0	36.84

(I)(c)(ii) Statement showing holding of securities (including shares, warrants, convertible securities) of persons (together with PAC) belonging to the category "Public" and holding more than 5% of the total number of shares of the company

Sr. No.	Name(s) of the shareholder(s) and the Persons Acting in Concert (PAC) with them	Number of shares	Shares as a percentage of total number of shares {i.e., Grand Total (A)+(B)+(C) indicated in Statement at para (I)(a) above}	Details of warrants		Details of convertible securities		Total shares (including underlying shares assuming full conversion of warrants and convertible securities) as a % of diluted
				Number of warrants held	As a % total number of warrants of the same class	Number of convertible securities held	% w.r.t total number of convertible securities of the same class	
1	SATYAPRABHU INFRASTRUCTURE PRIVATE	27439394	17.00	0	0	0	0	17.00
TOTAL		27439394	17.00	0	0	0	0	17.00



Name of the Company:	CHANDNI TEXTILES ENGINEERING INDUSTRIES LIMITED	
Scrp Code: 522292	Quarter ended:	30th June, 2015

(1)(d) Statement showing details of locked-in shares

Sr. No.	Name of the shareholder	Number of locked-in shares	Locked-in shares as a percentage of total number of shares {i.e., Grand Total (A)+(B)+(C) indicated in Statement at para (1)(a) above}
1		NIL	
2			
3			
4			
5			
TOTAL			



Name of the Company:	CHANDNI TEXTILES ENGINEERING INDUSTRIES LIMITED		
Scrip Code: 522292	Quarter ended:	30th June, 2015	

(II)(a) Statement showing details of Depository Receipts (DRs)

Sr. No.	Type of outstanding DR (ADRs, GDRs, SDRs, etc.)	Number of outstanding DRs	Number of shares underlying outstanding DRs	Shares underlying outstanding DRs as a percentage of total number of shares {i.e., Grand Total (A)+(B)+(C) indicated in Statement at para (I)(a) above}
1				
2				
3				
4				
NIL				
TOTAL				

(II)(b) Statement showing holding of Depository Receipts (DRs), where underlying shares held by "promoter/promoter group" are in excess of 1% of the total number of shares

Sr. No.	Name of the DR Holder	Type of outstanding DR (ADRs, GDRs, SDRs, etc.)	Number of shares underlying outstanding DRs	Shares underlying outstanding DRs as a percentage of total number of shares {i.e., Grand Total (A)+(B)+(C) indicated in Statement at para (I)(a) above}
1				
2				
3				
4				
5				
NIL				
TOTAL				

